

Phlebology
 2020, Vol. 35(10) 838–839
 © The Author(s) 2020
 Article reuse guidelines:
sagepub.com/journals-permissions
 DOI: 10.1177/0268355520947605
journals.sagepub.com/home/phl



Response to letter to editor re: “Risks and contraindications of medical compression treatment – A critical reappraisal. An international consensus statement”

Dear Editor,

We read the letter of D. Rastel with great interest.¹ The aim of our consensus paper was to review the available literature, to undertake a critical appraisal of reported side effects, and to provide recommendations on contraindications and risks of MC treatment.² The literature review was mainly based on papers listed in PubMed. Unfortunately there are only very few published studies focusing on side effects of compression. The majority is published as case reports or in consensus documents. Some case reports which have been published in journals not listed in PubMed may have been missed in our literature search but in our opinion, this is not altering the message of our paper. The reason why we didn't include reports in the Medical Devices Vigilance System, available in several countries, is that these reports are published only occasionally in scientific journals³ and compression as the reason for reported adverse events is not always verified. Therefore, these reports alone may not be equal with a publication in a reviewed journal. As mentioned in the letter to the editor “the results of inquiries are sometimes published when these cases are worthy of being reported to the medical community”. If this is the case these papers may also be found in a PubMed based literature search.

Declaration of Conflicting Interests

The author(s) declared the following potential conflicts of interest with respect to the research, authorship, and/or publication of this article: ER is a consultant of Sigvaris International and eurocom, SG is an employee of Sigvaris group.

Funding

The author(s) received no financial support for the research, authorship, and/or publication of this article.

Ethical approval

Not applicable.

Guarantors

RE and PH.






Contributorship

ER: wrote the draft for the answer to the letter to the editor. HP, NM, MHM, GM, CRL, PHC,SG, MJ, TU, JH, MP, SW, JC, FL and TH reviewed and approved the text as authors of the original paper.

Acknowledgements






We thank Sigvaris international for their unrestricted grant to perform the literature search for the original paper.

ORCID iDs

Eberhard Rabe  <https://orcid.org/0000-0002-2436-7697>
 Hugo Partsch  <https://orcid.org/0000-0001-9476-7381>
 Nick Morrison  <https://orcid.org/0000-0002-1750-6521>
 Giovanni Mosti  <https://orcid.org/0000-0001-7639-8463>
 Christopher R Lattimer  <https://orcid.org/0000-0002-0282-4826>

References

1. Rastel D. Letter to editor re: Risks and contraindications of medical compression treatment – A critical reappraisal. An international consensus statement. *Phlebology* 2020; 35: 836–837.
2. Rabe E, Partsch H, Morrison N, et al. Risks and contraindications of medical compression treatment – a critical reappraisal. An international consensus statement. *Phlebology* 2020; 35: 447–460. DOI: 10.1177/0268355520909066.
3. Rastel D. Thrombosis after sclerotherapy and poorly applied bandaging for venous leg ulcers: case reports. *Wound Care* 2019; 28: s25–S28.

Eberhard Rabe¹ , Hugo Partsch² 
 Nick Morrison³ , Mark H Meissner⁴
 Giovanni Mosti⁵ , Christopher R Lattimer⁶ 
 Patrick H Carpentier⁷, Sylvain Gaillard⁸
 Michael Juenger⁹, Tomasz Urbanek¹⁰, Juerg Hafner¹¹,

Malay Patel¹², Stephanie Wu¹³, Joseph Caprini¹⁴,
Fedor Lurie¹⁵ and Tobias Hirsch¹⁶

¹Department of Dermatology, University of Bonn,
Bonn, Germany

²Department of Dermatology, Medical University of
Vienna, Vienna, Austria

³Center for Vein Restoration, Mesa, AZ, USA

⁴Department of Surgery, Harborview Medical Center,
Seattle, WA, USA

⁵Angiology Department, Clinica MD Barbantini,
Lucca, Italy

⁶Josef Pflug Vascular Laboratory, West London
Vascular and Interventional Centre, Ealing Hospital &
Imperial College, London, UK

⁷Centre de Recherche Universitaire de La Léchère,
Equipe THEMAS, Université Joseph Fourier,
Grenoble, France

⁸SIGVARIS Management AG, Winterthur, Switzerland

⁹Department of Dermatology, University of Greifswald,
Greifswald, Germany

¹⁰Department of General Surgery, Vascular Surgery,
Angiology and Phlebology, Medical University of
Silesia, Katowice, Poland

¹¹Department of Dermatology, University Hospital of
Zurich, Zurich, Switzerland

¹²First Choice Vascular, Swastik Society,
Ahmedabad, India

¹³Department of Podiatric Surgery & Applied
Biomechanics, Rosalind Franklin University of Medicine
and Science, North Chicago, IL, USA

¹⁴Department of Vascular Surgery, The University of
Chicago, Chicago, IL, USA

¹⁵Department of Vascular Surgery, University of
Michigan, Ann Arbor, MI, USA

¹⁶Practice for Internal Medicine and Vascular Diseases,
Halle, Germany

Corresponding author:

Eberhard Rabe, Department of Dermatology
(Emeritus), University of Bonn, Sigmund-Freud-Str. 25,
53105 Bonn, Germany.

Email: eberhard.rabe@ukb.uni-bonn.de